

C2 Xplore



One step ahead –
digital transformation in IONM



Simplification

by digitalisation and automation



C2 Xplore



The ultimate in user-friendliness

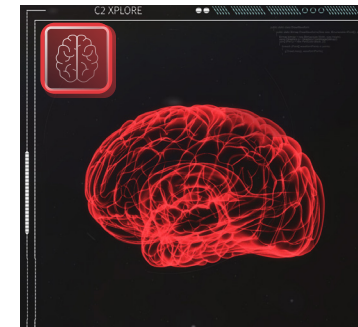
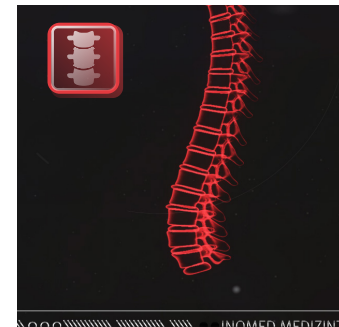
Automated and guided applications with an intuitive touch function: gesture-controlled comment function and step-by-step guidance for clarity

Maximum user-friendliness with intuitive and clear display

Digital health record: simple and secure documentation during surgery. Supported by simplified data export and an integrated database

Flexibility for cost-effectiveness

1 device > 6 application fields



Thyroid Surgery

To locate and monitor the recurrent laryngeal nerve and perform cIONM at the vagus nerve

ENT Surgery

To locate and monitor the facial nerve and the associated functional maintenance of the facial musculature for facial expression

Carotid surgery

For prompt detection of ischemias

Colorectal surgery

To protect the nerves in the lesser pelvis and maintain urinary function, continence and sexual function

Spine surgery

Automatic detection of pedicle perforation and thus support in vertebral fusions

Brain mapping

For facilitated localisation of functional nerves

Cost efficiency by versatility

Software flexibility

with up to 6 different applications in 1 device

Ease-of-use


a range of applications - yet just one C2 Xplore

New hardware

with a sustainable concept, proven and tested for more than 10 years



Native OR integration



C2Xplore

Maximum interconnection



Facilitated data export

Digital integration in the OR

Data export by WiFi to the clinic network by HL7 pdf export or postScript printer

Presence in the OR

connection to various screens or wireless with every tablet on the market

InoView V2 connection to any tablet,

(Android and iOS) to suit all personal preferences

Control comments and settings

inside the sterile area with inoView V2

2D LED scanner

for super-fast data acquisition of patient data


Reports printed immediately

Direct printer or network printer

Safety not only for the nerves

no data loss thanks to the large internal storage





Connectivity - Inside and outside the OR

Amplify your research and networking

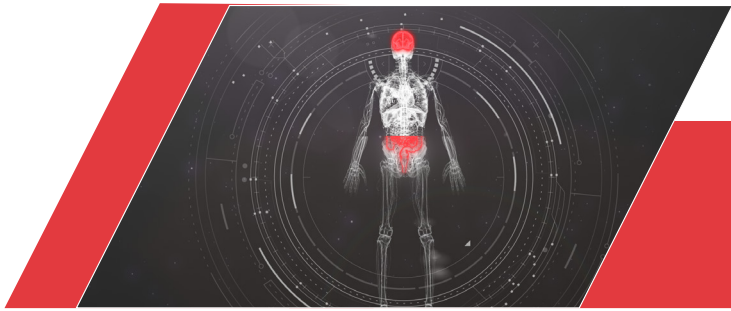
Join the international network of inomed users to share work and cooperation

Evaluate surgery with the C2 Xplore's dedicated analysis function



C2 Xplore






Support at your fingertips

More confidence through immediate support


Remote support for instant help
and diagnosis in the OR
for more than 10 years



International IONM exchange



Broaden your knowledge and connect with international experts



Online webinars and training with other users to broaden IONM knowledge, and OR visits for cutting-edge technology. Broad mix of offline and online education for maximum efficacy

>>> We manufacture products which are used in more than 4,000 hospitals in 90 countries to perform around 500,000 operations per year.



■ **A single provider for all IOM needs**

We offer complete intraoperative neuromonitoring solutions. Our extensive range of accessories combined with direct, personal contact and fast, on-site service anywhere in the world guarantee that you receive support you can rely on. Our courses and workshops ensure a consistently high standard of service and quality.



■ **Continuous innovation and new fields of use**

As a technology leader, we work with renowned experts worldwide on an extensive programme of research and development to continuously create new fields of use and product innovations.



■ **Developed and manufactured to German quality standards**

With responsibility, attention to detail and a pioneering spirit, since 1991 we manufacture products for the benefit of patients and doctors.



Would you like more information about inomed and the products? Take a look at our video!

